

VOLVO Station Wagons

240/260 SERIES



265GL Four-door station wagon in Cypress Green Metallic with accessory roof rack.



245 Four-door station wagon in Cimarron Brown.



Everything you would not expect in a station wagon, plus more...

Volvo offers you a choice . . . if you want value, practicality and extra space from your next station wagon without sacrificing comfort, handling and safety.

Compare the Volvo station wagon to our competition and you gain in value, safety and handling. Volvo's extensive list of standard equipment and built-in safety features represents an exceptional value that won't be found elsewhere. And the same responsiveness and superb handling that drivers associate with Volvo sedans make the Volvo station wagon the best handling wagon available.

Compare the Volvo station wagon to our sedans and you'll add extra practicality — and adding more practicality to a Volvo isn't easy to do. It offers the best features of Volvo sedans — all the best features — plus the capacity for additional cargo and passengers. It doesn't sacrifice comfort for utility, performance for payload or any other compromise that would be

best not made. Think about it. More people have bought a Volvo station wagon because *it does* offer the same qualities as our sedans.

Inside, the Volvo station wagon differs only slightly from our sedans. The cargo compartment is different, of course, but the part the driver and passengers see and use remains nearly the same: the same orthopedically designed seats with lumbar support. The same ergonomically efficient driving environment designed to keep you comfortable and safely alert. Even the same responsive and economical B21F overhead cam four-cylinder engine . . . equipped with fuel injection, solid state ignition and our revolutionary LAMBDA-SOND® emission control* and all the rest. And you'll also find the same quality and attention to comfort that has made the Volvo sedan famous.

Many other station wagons, in order to give you sufficient space inside, are oversized outside. Volvo engineers disagreed with this ar-

rangement. Outside, the Volvo wagon is compact. Inside, there's plenty of room where you need it most. It took Volvo engineering to accomplish this. Our station wagon has the same length and width dimensions as its sedan counterpart. That keeps it just as easy to park and drive as the sedan. Very few sedans — let alone station wagons — can match its 32'2" turning circle. Power-assisted, rack-and-pinion steering provides quick and very precise, positive steering control. In the cargo area, the counter-balanced tailgate lifts easily with one hand to expose a cargo area that can easily accommodate a six-foot couch. Underneath the carpeted cargo deck, there's a large storage compartment that can also be used to hold the accessory third seat.

The Volvo station wagon weighs a lot less than most large wagons. Consider what you may save in fuel

*LAMBDA-SOND® is a trademark of Volvo of America Corporation. Standard in the 265GL, and the 245 in selected market areas.

costs, while maintaining exceptional cargo capacity. It weighs only slightly more than our sedan, but not enough to seriously affect performance or handling. The suspension is tuned to compensate for the weight difference thus providing you with the safer, more comfortable and predictable ride and handling qualities you deserve.

The Volvo station wagon is available in two different models: the 245, which we have just described, and the luxurious 265GL, which is the companion to one of the industry's truly fine prestige sedans, the Volvo 264GL. The 265GL

provides a genteel combination of elegance and utility. And, with its high standards of luxury and performance, it ranks as perhaps the finest station wagon available in today's marketplace.

The 265GL offers standards of quality, performance, comfort and usefulness that are unlikely to be matched by other station wagons. From the special plush carpeting to its hand-finished leather-faced upholstery, and quick, responsive V-6 power, the 265GL offers many features that would not be standard on a great many so-called "luxury" sedans, let alone wagons. Features

such as air conditioning, power windows, electric rear view mirrors, intermittent rear window wiper and washer, automatic load leveling and more.

Whether you choose the Volvo 245 station wagon or the 265GL, you can be confident that they are a superior alternative to other wagons. Both offer all the standard Volvo safety, durability, handling, comfort and convenience features found in the sedan versions, including their high quality and value. Drive a Volvo station wagon today and you'll agree.

Inside, Volvo is pleased to offer you superior quality and comfort

How many times have you felt that most station wagons seem to waste interior space? Is this really what you want in your next station wagon? We don't think so. Volvo is pleased to offer you a superior alternative: two station wagons with interiors that are comfortable, efficient *and* spacious.

Volvo has a tradition of providing the finest in seating comfort for driver and passengers. Comfort begins with properly designed seats, and Volvo's expertise in seat design is well known. The orthopedically designed seats are not only comfortable, but also contribute to your safety on long trips. These qualities are important to the driver because fatigue and discomfort are distractions, and distractions are dangerous. The driver's seat adjusts *nine ways* to fit you comfortably and offers firm back, leg and adjustable lumbar support. The padded steering wheel and all the instruments and controls are positioned so that the driver can reach, see and operate them with ease... something that Volvo engineers insist upon. And key controls are just a fingertip away.

The front passenger seat is also fully adjustable (the seat height can



The Volvo seat adjusts *nine ways* to give you a more comfortable ride.



The rear window wiper has an intermittent cycle on the 265GL, which is available for the 245. The control is on the steering column.

be changed by resetting a few bolts). The seats are supported internally for long-lasting resiliency and comfort and are designed, statistically, to fit 95% of the U.S. adult population. The rear seat is supported by springs and foam padding for greater comfort. There's ample leg and headroom for five adults. And, when you need extra cargo area, the rear seat conveniently folds forward.

Upholstery is installed to Volvo's exacting standards. Black or beige leather-faced upholstery with matching vinyl trim is standard on the 265GL, while 245 seats are done in tough, durable vinyl. Both interiors offer exactly the same attention to detail and quality found in Volvo sedans.

The standard electric rear window defroster adds to your safety. And visibility is further improved with the standard rear window wiper and washer (intermittent on the 265GL) operated by the convenient lever on the steering column.

Other passenger comfort and convenience features include: tinted glass with a dark tint band in front for greater glare reduction,



Interior views of the 245 station wagon with vinyl upholstery.



The cargo area is the single most important station wagon feature.


convenient storage compartment located in each front door, the reliable accuracy of a quartz crystal clock, 12-outlet flow-through ventilation with separate fresh air inlet, intermittent windshield wipers, day-night rear view mirror, child-proof rear door locks, lockable illuminated glove compartment with vanity mirror, stereo speakers in each front door and full interior carpeting, including the cargo area.

Carpeting in the 265GL is a special plush-pile. There's deluxe interior trim and the cargo area is attractively upholstered with the same carpeting. Also, standard on the 265GL are air conditioning, power windows, electric rear view mirrors, metallic paint and map pockets in the front seat backs.

Volvo's occupant safety features deserve special mention. Beginning with easy-to-use three-point seat belts, Volvo's safety engineering takes step after step to protect driver and occupants. Volvo's structurally strong welded unit-body forms the foundation for occupant safety. Also, a built-in safety "cage" surrounds the passengers.

Volvo's unitized body is carefully designed to absorb and cushion impact energy instead of transmitting it to the passenger compartment. Reinforced doors, crash resistant latches and a protected gasoline tank are other important safety features.

All these features are included in Volvo station wagons because Volvo wants you to enjoy the assurance and freedom from worry that comes with knowing that Volvo builds one of the safest wagons in the industry. And that you also gain in comfort, efficient design, and quality — all of which adds up to exceptional value.



If you consider what you want to carry in your station wagon, then the cargo area is very important. Were this area not spacious, easy-to-use and well-designed, there would be little reason to purchase a station wagon. Volvo engineers, therefore, designed the Volvo wagon to be the most efficient possible.

Access to the spacious cargo area is made easy by the full-width rear tailgate. Hinged at the top to a steel frame, it lifts easily with one hand, aided by dual, gas cylinder mechanisms. It's mechanically simple, designed for years of trouble-free use. When lifted up, you have unhindered access to a cargo area with a low, flat floor — intended for easy loading. The loading height is only 23 inches (59 cm). The sides of the cargo area are flat to allow you maximum storage capacity — up to 76 cubic feet with the rear seat folded down (room enough for a six-foot couch), or more than 40 cubic feet with the rear seat in use (room enough for a lot of camping gear). On the left side, the spare tire is stored vertically behind a cover for convenient access. In the middle, there's a large, underfloor storage area that, when fully open, allows you extra room to stand tall objects. On the right, underneath, there's the reservoir for the rear window wiper/washer.

Along either side of the cargo area, there are tie-down rings so you can secure your cargo. The carpeted floor is edged with metal bindings to prevent wear. This was done to make your Volvo wagon last longer. The 265GL has plush carpeting on the floor and sides. There's a dome light above.

Everything about the Volvo station wagon cargo compartment is

well thought out, convenient to use and practical. Volvo engineers would not do it any other way.

In addition to the spacious cargo compartment, there are other Volvo features you should consider. The Volvo wagon weighs a little more than its sedan counterparts. So, despite big payload capacity, there's little penalty in day-to-day operating economy. Handling and ride are superb and, we feel, much better than most other sedans. A test drive will prove what we're saying. You'll be able to feel the effects of the specially selected higher-rate springs, rear stabilizer bar (on the 245), firm shock absorbers, higher capacity tires and power-assisted steering. And you'll be very satisfied with the comfortable ride.

The 265GL comes with a fully automatic, air-activated load-leveler system. When you carry a heavy payload, this device will automatically level your station wagon. This improves handling, vehicle control

and stability for a safer ride. This system is also available for the 245 wagon.

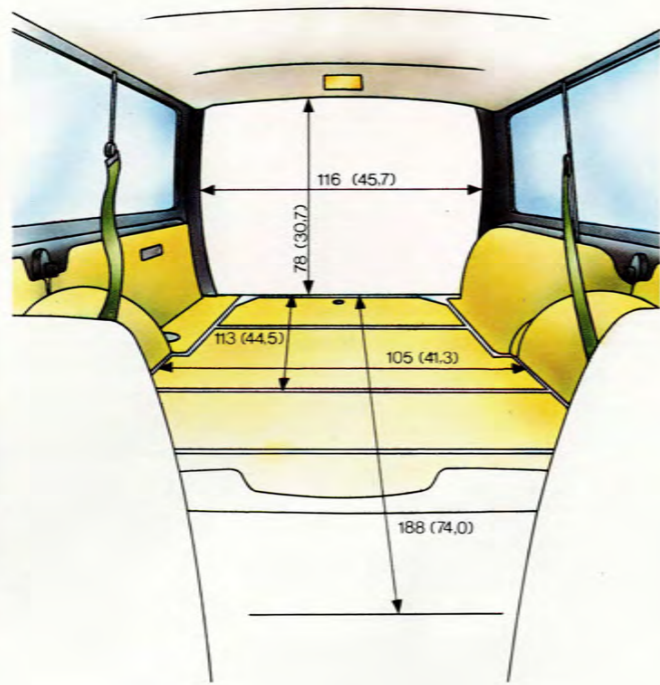
Another feature built into all Volvo wagons is their towing capability. You don't have to order a special suspension package. A Volvo can tow up to 2,000 lbs. with no extra or heavy-duty suspension modifications. The trailer hitch, mirrors and wiring harness are all available accessories.

If you need extra cargo capacity to add to the utility of your station wagon, a permanent or removable roof/luggage rack is available. For extra seating capacity, there's an accessory third seat that folds neatly down into the underfloor storage compartment.

Finally, included in every Volvo is its rugged, unitized construction that minimizes weight with maximum strength. This is important in a station wagon, because you want it to stand up to hard work. There's a strong safety cage surrounding

you and nearly 4,000 spot welds to insure strength and minimize rattles... all to help your Volvo wagon last for years of efficient use.

The Volvo station wagon offers superior load-handling capability combined with the valued qualities of the Volvo sedan. With most cars, you give up qualities when you buy the wagon version. With Volvo you gain: value, practicality and extra space.



The cargo compartment is designed for the convenient loading of bulky objects.



The Volvo station wagon is a pleasure to drive.

Of all the qualities built into Volvo's 245 and 265GL station wagons, none offers more satisfaction than their driveability, performance and handling qualities. These qualities combine with Volvo's legendary durability to produce wagons that are enjoyable and long-lasting.

Volvo handling begins with Michelin steel-belted radial tires that deliver positive road-holding characteristics through improved traction in cornering, braking and straight-line driving. The special Volvo wagon suspension utilizes McPherson strut suspension in front and coil springs in the rear, allowing a quiet, smooth ride to be combined with responsive handling. Front and rear stabilizer bars minimize body roll during cornering and Volvo's "live" rear axle design assures constant track and wheel angles for optimum traction and road-holding. On the 265GL, the automatic load-leveler replaces the rear stabilizer bar. Four-wheel power-assisted disc brakes provide sure, minimum-fade stopping capability. For increased stopping efficiency, the 265GL is equipped with front disc brakes ventilated for optimum cooling.

Volvo's rack-and-pinion steering system delivers precise, positive response and blends with the suspension to produce Volvo's conception of proper handling: The relationship between what the driver does and how the car reacts must be uncomplicated, natural and predictable. Further, proper handling must not interfere with ride comfort. The balance between ride and handling in Volvo wagons retains the best of both qualities.

The two engines offered in Volvo wagons are engineered specifically for the models in which they are installed. The 245 wagon is powered by the economical, fuel-injected B21F four-cylinder engine. This overhead cam engine is engineered for quickness, with more emphasis on low-speed torque and acceleration than on high top speeds. This attention to responsiveness gives the 245 an advantage over most quality wagons and makes driving more enjoyable. Solid state ignition aids efficiency, while the LAMBDA-SOND® emission control system* keeps pollution well within legal requirements.

The luxurious 265GL, Volvo's prestige wagon, is equipped with Volvo's most powerful engine, the 2.7 liter B27F engine, a V-6 with light-alloy aluminum block and cylinder heads, Continuous Flow fuel injection, chain-driven overhead camshafts, solid state ignition and our highly effective LAMBDA-SOND® emission control system, a combination of modern engineering elements that results in a favorable power-to-weight ratio, efficient operation and brisk performance.

On the 265GL, you can choose either of two transmissions: a four-speed manual gearbox with electrically-activated overdrive, or a three-speed automatic transmission. Both are standard to suit your particular driving style. A four-speed manual transmission is standard on the 245, which is also available with the above two transmissions.

Also included with every Volvo wagon at no extra charge is one of

*Standard in the 245 in selected market areas.




B21F, in-line, four-cylinder engine.

the automobile industry's finest and most thorough durability programs. Because Volvo believes you deserve the best in durability, every Volvo body receives a comprehensive application of rust-preventive measures: zinc coating of rust-susceptible components, factory undercoating, "Slipstream" ventilated rocker panels that prevent moisture accumulation, the injection of rust-preventive fluids into closed body cavities, and a multi-layer exterior finish that keeps its good looks for years.

Further protection is added to the sheet metal below the belt line, lower half of the doors and rocker panels to minimize stone chip damage... another example of Volvo's concern for the life of your car.

All these and many other features contribute to making the Volvo station wagons, automobiles that exhibit the highest standards of quality, comfort and luxury while at the same time offering enjoyable performance, worthwhile practicality and that rarest of all automotive qualities, value for money.

B27F, V-6 engine.



Volvo wagons are designed to perform when you need it. And, they can pull up to 2,000 lbs. Towing accessories are also available.



The 1979 Volvos at a glance

Engine: 265GL

Model B27F, V-6 configuration light-alloy cylinder heads and block with wet steel cylinder liners. Valves actuated by overhead camshafts (one per cylinder bank) operating rocker arms. Displacement: 163 cubic inches (2673 cc). Horsepower: 127 @ 5500 rpm (SAE-net). Torque: 146 ft. lbs. @ 2750 rpm (SAE-net).

Engine: 245

Model B21F, in-line four cylinder, cast iron block with five main bearings, light-alloy "cross-flow" cylinder head. Valves actuated by a belt-driven, single overhead camshaft operating on bucket-type tappets. Displacement: 130 cubic inches (2127 cc). Horsepower: 107 @ 5250 rpm (SAE-net) for all models. Torque: 117 ft. lbs. @ 2500 rpm (SAE-net); 114 ft. lbs. @ 2500 rpm (SAE-net) with LAMBDA-SOND** emission control.

Exhaust Emission Control

Lambda-sond** three-way catalyst on all models except 242, 244, 245 models in selected market areas.

Fuel System

15.8 gallon tank, electric fuel pump. Unleaded regular fuel with at least 91 RON octane.

Cooling System

Sealed "tropic" system with permanent anti-freeze coolant. Translucent expansion tank for convenient checking.

Electrical System

12-volt system features solid-state, breakerless ignition for fast, reliable starting. 55 Amp-rated alternator and 70 amp hour battery (60 amp on the 245). Starter motor output 1.1 hp.

General Data: 265GL & 245

	Inches	cm
Wheelbase	104.0	265
Overall Length	192.5	489
Overall Width	67.3	171
Overall Height	57.5	146
Legroom, Front	40.7	103.5
Legroom, Rear	36.4	92
Seating Capacity	5 people	
Cargo Capacity (SAE)		
Rear Seat up	41.1	cu.ft.
Rear Seat down	76.0	cu.ft.

Drivetrain: 265GL

Manual: Four-speed, fully-synchronized transmission with floor-operated shift lever with leather cover. Electrically operated overdrive with a shift lever switch operates in fourth gear. Gear ratios: 1st 3.71:1, 2nd 2.16:1, 3rd 1.37:1, 4th 1.00:1, Overdrive 0.80:1. Final drive ratio 3.73:1.

Automatic: Three-speed with a floor-mounted shift lever and an illuminated quadrant with a PRND21 pattern. Final drive ratio 3.54:1.

Drivetrain: 245 Series

Manual: Four-speed, fully-synchronized transmission with floor-operated shift lever. Optional electrically-operated overdrive with a shift lever switch operates in fourth gear. Gear ratios: 1st 3.71:1, 2nd 2.16:1, 3rd 1.37:1, 4th 1.00:1, Overdrive 0.80:1. Final drive ratio 3.91:1.

Automatic: Optional three-speed automatic with a floor-mounted shift lever and an illuminated quadrant with a PRND21 pattern. Final drive ratio 3.73:1.

Steering System

Rack-and-pinion gear with five-stage safety column. Variable ratio power-assist is standard on the 265GL and 245. Turns lock to lock: 3.5. Turning circle 32'2" (9.8 meters).

Suspension

Front: McPherson strut design incorporating coil springs and telescopic shock absorbers. Firmer shock absorbers are standard and a heavier stabilizer bar further increases roll stiffness.

Rear: Rigid "live" axle is located by longitudinal control arms and torque rods. Lateral location by track rod. Coil springs and telescopic shock absorbers. Rear stabilizer bar on the 245 station wagon further improves cornering. The 265GL has a fully automatic load-leveler which is optional on the 245.

Wheels and Tires

Michelin steel-belted radial tires are standard. They are fitted on wide-offset 5.5" Jx14" pressed steel wheels. The 265GL has chrome wheel trim rings.

Tire Size:
265GL & 245 185-SR14

Brake System

Self-adjusting disc brakes on all four wheels. Tandem type 4:1 power assist. Pressure relief valves on rear brakes. Dual "triangle-split" hydraulic brake circuits with stepped-bore master cylinder to maintain near-normal pedal effort even if one circuit fails, connects both front wheels and one rear wheel on each circuit. Special ventilated front discs are standard on the 265GL. Center handbrake operates mechanically on separate rear wheel drums.

Body

Unitized construction with energy absorbing front and rear ends with "safety cage." Hot-dipped galvanized steel in rust susceptible areas. Zincrometal is also used. A special anti-corrosive coating is sprayed inside the doors, rocker panels, etc. Factory undercoating and special stone chip resistant paint. Exhaust system is partially aluminized.

Additional Standard Equipment: 245

Fuel injection, solid state ignition, fully adjustable front bucket seats, adjustable lumbar support, tinted glass all around with dark tint band in front, 12-outlet heating and ventilation system, fresh air inlet, intermittent windshield wipers, full interior carpeting, front door operated dome

light, key and light warning buzzer, storage compartment on front doors, vanity mirror, and lockable, illuminated glove compartment, quartz crystal clock, day/night rear view mirror, dual outside mirrors, childproof rear door and tailgate locks, electric rear window defroster, stereo door speakers and radio antenna, trip meter, light integrity sensor, passenger assist handles, four three-point, self-adjusting safety belts, and one rear lap safety belt, cargo compartment light, vinyl upholstery with vinyl trim, electric rear window wiper and washer, bright anodized bumpers with rubber facing, body side molding, twin tailgate gas cylinders.

Additional Standard Equipment: 265GL

245 Station Wagon equipment plus: metallic paint, leather-faced upholstery with matching vinyl trim and color-coordinated interior, plush carpeting including cargo area, radio cable (the radio antenna is an accessory), tachometer, heated driver's seat, map pockets on front seat backs, delayed switch-off of dome light, power windows, power remote-controlled rear view mirrors, air conditioning, engine light, wide rubber body side molding, deluxe trim, intermittent rear window wiper and washer, automatic load-leveler.

Colors

265GL with black interior:
Avalon Blue Metallic, Mystic Silver Metallic
265GL with beige interior:
Coronado Gold Metallic, Cypress Green Metallic
245 with brown interior:
Artesia Beige, Cimarron Brown, Carlsbad Yellow
245 with beige interior:
Durango Brown, Lexington Green, Cherokee Red
245 with blue interior:
Appalachian Blue, Cascade White

Accessories

Volvo has a wide variety of accessories, including stereo radios, CB radio and tape players, designed to tailor-make a Volvo to your individual specifications.

Warranty and Maintenance

Volvo offers a 12 month limited warranty without mileage restriction. To help you fully understand your warranties, servicing needs and maintenance schedules, Volvo has prepared a descriptive booklet.

Leasing

Your dealer can advise you of the possible advantages of leasing. Consider a variety of plans, including full-service leasing with maintenance and insurance coverage, available from 12 to 48 month periods.

Overseas Delivery

Volvo's comprehensive overseas delivery plan is designed so you can get the most out of your European vacation or business trip. All the details, even complete financing, can be arranged in advance. See your Volvo dealer to develop a plan that accommodates your itinerary and schedule.

The factory reserves the right to make changes at any time, without notice, to prices, colors, materials, standard equipment, specifications and models and also to discontinue models.

VOLVO