

# **VOLVO**

# **Police Cars**



**Place of work:  
DAILY TRAFFIC**

# Volvo Police Cars. At work around the



# world.

It really means something when a car is selected for police work because the police demand unusually high standards of reliability and running economy. The features that have earned Volvo cars such a high reputation among ordinary motorists have not gone unnoticed in police circles.

These features include the built-in safety construction that makes a Volvo one of the safest cars in the world in a crash. The

Dynamic Safety that is obtained by a very special combination of steering, braking, acceleration and road-holding properties. The comfort that is part of an almost perfect driving environment. And of course the B23 engine and the Turbo engine – designed and built to meet the highest demands on power and acceleration. Police forces in many parts of the world choose Volvos. You can see why on the following pages.



*Volvo's wide range of Police Cars. All specially designed for their widely varying tasks. There are Volvo Police Cars for patrol work, traffic control, high speed work and police dog work.*

# Customize your o



Volvo don't decide how their Police Cars are equipped. It is the customer who chooses. Years of consultation with the police have enabled Volvo to produce a wealth of equipment and incorporate detailed requirements. This means that any police force can have a Volvo Police Car that meets just their special requirements. Some of the most important optional equipment available with a Volvo Police Car is shown on this spread.



*Space in dashboard for two-way radio. The electric equipment can be fully suppressed. An optional compartment can be placed beneath the glove compartment.*



*A choice of upholstery: practical vinyl/cloth or hardwearing plush.*



*Truncheon holders beside front seats. Holders for hand-held searchlight. Fits under right front seat.*



*The flexible map reading lamp can also be mounted beneath the dashboard.*



*The front doors forms and othe*

# own Police Car.



The police lamps can be fitted directly on the roof or on a special roof module. The module includes attachment points for a hand-held, halogen searchlight.



An extra exterior mirror makes it easier for the co-driver to keep an eye on following traffic.



A universal jack can be supplied as an optional extra.



Siren positioning optional. Shown here behind the grille for extra protection.



A special roll-down protective cover for the rear seat. Easy to clean or remove. Made in hardwearing PVC.



Extra large interior rooflight, centrally positioned to give improved illumination.



The Volvo 245 station wagon can, among other things, be adapted for use with police dogs.



Fitted with handy compartments for maps, etc.



The boot has room for all the special equipment required in police work. Warning triangle and fire extinguisher are optional extras.

# Volvo Police Cars. Built for the job.

Volvo have put years of research and development into producing a design construction that fully meets the demands for a perfect working vehicle for the police. A vehicle that can stand up to the heavy strains of almost continuous use, in all sorts of weather and conditions, at any hour of the day or night.

Volvo Police Cars are specially designed for strength – where it counts. The rear springs and shock absorbers are reinforced. The stabilizers are stronger – even better cornering stability. And the brakes have been improved by ventilating the front discs.

To give Volvo Police Cars a better grip on loose sand, ice and mud, we can install Anti-Spin.

Volvo's famous driving seat is not just anatomically designed to make it adjustable for almost any driver's individual driving posture. It is also specially reinforced to cope with the requirements of almost constant use.

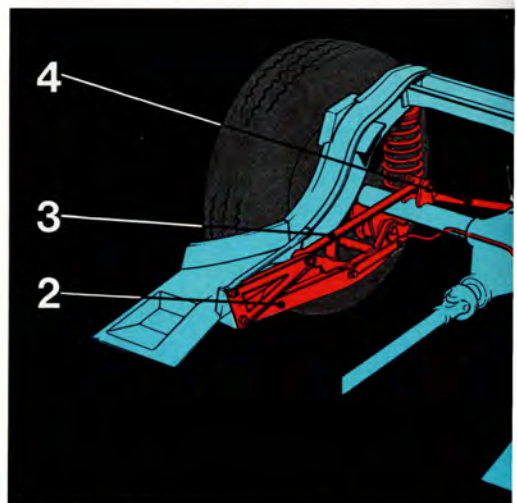
Volvo Police Cars can be supplied with electric rear door locks. These are operated from the front of the car.



*Front wheel suspension with individually acting spring struts provides stable steering characteristics in all situations.*



*The rigid rear axle is extremely strong and provides a very comfortable ride.*



1. Shock absorber  
2. Support arm

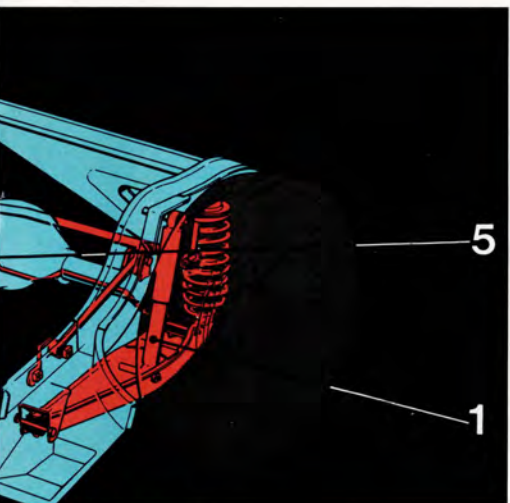
3. Torque rod  
4. Track rod



The front disc brakes are ventilated to eliminate fading — even after repeated heavy braking.



reliable. It provides excellent road-holding



5. Stabilizer bar.


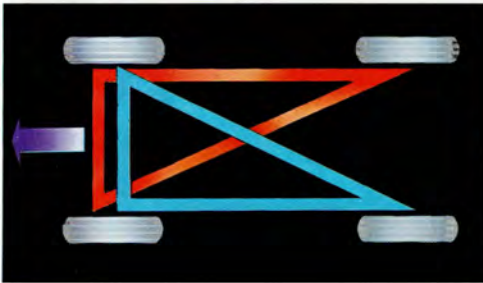
**Safety is of extra importance to people who spend their working day on the road.**

Volvos have front and rear deformation zones to absorb the forces generated in a crash. The triangle-split, dual circuit brake system retains 80% braking effect with only one circuit functioning.

The anatomically shaped driving seat provides perfect driving posture thanks to its almost endless adjustment possibilities and unique lumbar support.

The advanced safety column provides five-fold safety. The steering column gives way in several successive stages to protect the driver from injury in the event of a crash.

The safety cage construction is tangible proof of Volvo's leading role in the field of safety. All body apertures are surrounded by strong steel sections.



# Technical Data on Volvo's Police Cars




Engines:	B21E	B21ET	B23E
No. of cylinders	4	4	4
Displacement cm <sup>3</sup>	2127	2127	2316
Bore/stroke, mm	92.0/80.0	92.0/80.0	96.0/80.0
Max output:			
hp/rpm DIN	123/5500	155/5500	136/5500
kW/rps DIN	90/92	114/92	100/92
Max torque:			
Nm/rps DIN	162/58	240/63	190/75
kpm/rpm DIN	16.5/3500	24.5/3750	19.4/4500
Compression ratios	9.3:1	7.5:1	10.0:1
Fuel systems	Fuel Injection	Turbo Fuel Injection	Fuel Injection

Electrical system:	Alternator 70A Battery 12V/84 Ah
Transmission:	Fully synchronized, four speed manual gearbox with optional overdrive or 3-stage automatic gearbox. Prop shaft with reinforced universal joints. Reinforced drivers on the gearbox.
Cooling system:	Sealed and frost-proofed.
Steering:	Rack and pinion. Telescopic safety type steering column. 4.3 turns from lock to lock.
Brakes:	Triangle split, dual circuit braking system. Discs all round – ventilated on front wheels.
Rear axle:	Standard or with Anti-Spin.
Tyres and wheels:	According to customers' requirements.
Fuel tank:	60 litres. Safety location beside rear axle.
Exterior finish:	According to customers' requirements.
Interior seats:	Standard specification or optional reinforced cloth.
Door panels:	Standard or optional special bins.
Turning circle:	9.8 m diameter
Dimensions:	Total length _____ 4790 mm Total width _____ 1710 mm Total height _____ 1430 mm Wheelbase _____ 2640 mm
Warranty:	Twelve months, irrespective of mileage.


*For further information please refer to our product brochures. Reservation is made in this specification for market differences.*

*The factory reserves the right to make changes at any time, without prior notice, to specifications and equipment.*


B21E



B21ET



B23E



# VOLVO