

VOLVO

245
265



The Volvo Estate Car Range.

They're spacious, elegant, tough and very well specified.

For years the Volvo Estates have been regarded as the finest estate cars you can buy. They combine the level of comfort and performance found in the Volvo saloon with all the practical advantages of an estate car. But the big difference with the Volvo 245 and 265 Estates is that they were designed to be estate cars—not like many so-called estates

which are little more than a box added onto the back of a saloon.

Volvo Estate cars embody all the attributes that have made Volvo famous throughout the World—safety, reliability, durability and comfort—the “Volvo Virtues”. Today, these virtues are particularly appropriate in an inflationary world, where quality is at a

premium and this helps to explain why 3 out of every 4 Volvo owners in Britain buy another Volvo when the time comes to change their car.

The 245 and 265 are extremely practical. They offer more than 40 cubic feet of load space, or, with the rear seat folded away, an incredible 75.3 cubic feet. Yet they are no longer or wider than a 200

Series saloon.

The 1982 Volvo 200 Series Estate car range offers even higher levels of specification and an even wider choice of variants and engines. **The new Volvo 245 GLT** is designed for the driver who requires the extra performance of the 2.3 litre fuel injected engine coupled with a level of specification that is

found normally only on six cylinder cars. The 1982 245 GL is powered by the newly-developed B23A carburettor engine which delivers high levels of torque over a wide range giving smooth and flexible performance. **All variants now include power steering and central locking as standard.**

Words and pictures can tell much of the story but, to discover

all that the Volvo estates have to offer, ask your Volvo dealer for a test drive. You'll find his name in Yellow Pages or by ringing Mrs Irene Hewitt at Volvo Customer Services on High Wycombe (0494) 33444.



All the traditional comfort and quality you expect from a Volvo.

The minute you step inside a Volvo Estate you will realise that you are sitting in an extremely well equipped and comfortable car and this year we have added power steering and central locking to make a good experience even better. You feel instinctively that everything has been designed and positioned to enable you to drive with the maximum of ease and pleasure.



The newly modernised Volvo dashboard is equipped with an impressive array of instrumentation and warning lights. The system monitors virtually all of the car's functions and informs you the second anything goes wrong or needs correcting. For example, there's a light which flashes to remind you to fit your seat belt, and a buzzer which sounds if you leave your keys in

the ignition or your headlights on.

Look over your shoulder to the luggage area and you'll see that it is colour co-ordinated to the rest of the upholstery.

On the opposite page we have singled out a few features to show you. But, as you know, the best way is to get behind the wheel and experience for yourself the virtues of the Volvo Estates.

245 GL with Trico Cloth upholstery in beige



1. The ventilation system. As you'd expect from a car built in Sweden, the Volvo Estates have a remarkable ventilation system. 14 outlets control the airflow inside the car to create the ideal environment to suit you. Even the insides of the door sills are effectively ventilated by slipstream air, as illustrated, to help keep them dry and rust-free!

2. The bodywork. Volvos have the longest life of any cars. Official Swedish statistics show that a Volvo lasts 18.7 years, compared to the 16.0 years of its closest rival, Mercedes Benz and 13.3 for Ford. An intensive anti-rust programme is behind it all; zinc coated metal, galvanized in parts, and coated to inhibit rust even if the bodywork is chipped.

3. The legendary driving seat. Designed with the help of medical experts, the seat can be adjusted at the flick of a lever to enable you to find your ideal driving position. It is also heated; when the temperature drops below 14°C the heating element comes on automatically.

4. Lumbar support can be adjusted to reduce stress in the most sensitive area of the back.

5. The door mirrors. These are specially tinted to reduce glare in daylight and the dazzle from cars following behind at night. Both mirrors are adjustable from inside the car. (On the 245 GLT and 265 GLE they are electrically controlled.)

6. Electrically-operated windows. The 245 GLE and GLT have electrically operated front windows, the 265 GLE front and rear.

7. Power steering. On all Volvo Estates a servo-assisted power steering unit is fitted to give light and precise steering that is easy to handle but retains the essential 'feel' of the road.

8. Central locking. For greater convenience a central locking system is fitted which operates on the tail gate as well as on all four doors.

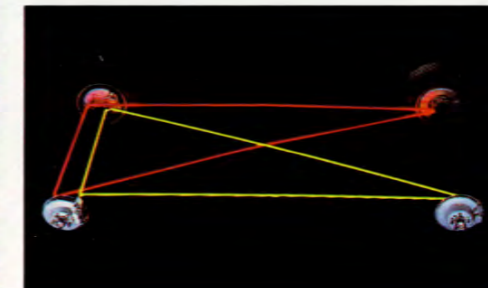

Safety and driving enjoyment go hand-in-hand

Volvo have devoted thousands of man hours of research effort and tens of millions of pounds to designing cars which protect driver and passengers in the event of an accident. In recent years they have also concentrated on

making the Volvo easier and more enjoyable to drive.

Despite its load capacity, the Volvo estate car is easy to handle thanks to highly-developed steering, braking and suspension systems that are designed to cope

with wide variability in loads. The 1982 200 Series Estates are even easier to park and handle at low speeds thanks to power-assisted steering which still retains the "feel" of the road at high speeds.



1. *Driving position. A comfortable and relaxed driver is an alert and safe driver. It seems obvious, but how many cars have you ever driven which you could say are truly comfortable? The dash layout and driving seat in a Volvo are designed for maximum comfort and total efficiency.*

2. *The rear window wiper has an intermittent cycle on GLT and GLE variants. The control is on the steering column.*

3. *Overdrive. A small switch on the top of the gear lever operates the overdrive control fitted to the 4th gear on 245 GL, GLE, and GLT models and 265 GLEs. By substantially reducing the number of revs at a given speed it makes high-speed driving even more relaxed. (N.B. the radio is a genuine Volvo accessory.) Overdrive is available as an option on DL models.*

4. *Turning circle. The turning circle is a tight 32 ft. 2 ins, only slightly more than a Mini.*

5. *The B28E engine. The 265 Estates are fitted with the smooth and powerful Volvo B28E engine, which develops 155 hp and is fitted with fuel injection and transistorized ignition.*

6. *Crumple zones. The front and rear of the Volvo Estates are designed to crumple on impact. They absorb shock waves and deflect them from the passenger area.*

7. *Braking system. The famous Volvo dual-circuit, triangle split braking system gives an 80% braking effect plus steering stability even in the event of one circuit failing completely.*

The Estate cars which are designed to work hard but are easy to drive

Take a look inside the cargo area of many other estates and you'll find all kinds of weird and wonderful angles which prevent you from making maximum use of the floor area. Much of the upper space is also blocked, which rather defeats the object of building such cars in the first place.

Lift the tailgate of a Volvo Estate and you'll see instantly that here is a car carefully and thoughtfully designed to do exactly what it is meant to—carry a lot of things with ease.

For a start, the loading level is only 23" above the ground—especially appreciated when you have something heavy to lift. The tailgate opening is 3' 8" wide supported by twin gas struts which makes lifting very easy—and also safe.

With the rear seat in place

there is 42 cu. ft. of storage space, but fold it away (just release two levers) and you have an area over 6 ft. long which gives over 70 cu. ft. of usable space.

A car which works hard deserves to be well looked after. By taking your car to one of the 255 strategically located and professional Volvo dealers for service or repair work, the Volvo trained mechanics using only genuine Volvo parts will ensure that your car is always as fit for work as the day you bought it.

Truly, the Volvo Estates are the finest estate cars you can buy. Elegant, comfortable, practical, a pleasure to drive, and behind it all the certain knowledge that they have been built to those standards which have made Volvo's reputation what it is today.



1



2



3



4

1. Tailgate. The rear window is fitted with a powerful de-mister and a wash/wipe unit with, on GLT and GLE variants, an intermittent wipe.

2. Secret box. Below the floor of the loading area is a 2 cu. ft. storage area where you can conceal valuables. It's only a small matter, but one which is typically thoughtful and practical.

3. With the rear seat up there is 42 cu. ft. of storage space.

4. Fold down the rear seat and you have a load area of over 6 ft long with 75.3 cu. ft. of usable space.



Even our accessories are carefully designed

Volvo Estates have extremely high standard specifications. However, every Volvo driver is an individual with his own particular motoring needs. So we have designed a range of accessories which will meet your special motoring needs and add to your motoring pleasure.

1. This popular 3-band stereo/cassette player with electronic suppression on VHF and autoreverse as well as fast wind on the cassette deck is just one of a range of Volvo Sound units. A selection of speakers and aerials is also available. Ask your Volvo dealer for the special Volvo Sound brochure.

2. The tow arm on the Volvo 'swinging' tow bar can be locked away under the bumper out of harm's way when not in use. It can pull a load of 3300 lbs (1500 kg).

3. A roof spoiler improves the aerodynamic line when towing a caravan, reducing wind resistance and increasing directional stability.


4. A light, strong, aluminium roof rack, with a large 80" x 46" load platform, capable of carrying 220 lbs (100 kg).

5. A steel dog guard turns the loading area into a mobile kennel. It can be fitted behind either the front or rear seats.

6. A rearward facing seat turns your Volvo into a 7-seater. Ideal for children, it is fitted with seat belts, head restraints and arm rests. It can be folded into the cargo area under the floor. A full range of child safety equipment for younger children is also available.

7. When towing or carrying a heavy load, a levelling system will maintain the car's normal level. There's a 'manual' system which works off a garage air-line, or an electrically controlled system with a built-in compressor which inflates or deflates the special rear shock absorbers at the touch of a button on the dashboard.

8. There is provision in the dashboard for up to four additional instruments. You can choose from a Voltmeter, an Ambient Temperature Gauge, a Vacuum Gauge, an Oil Temperature Gauge and an Oil Pressure Gauge.



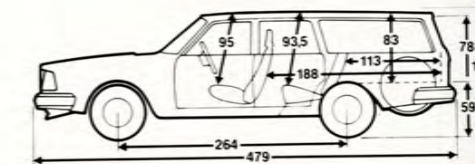
Technical Information	245 DL	245 GL	245 GLE	245 GLT	265 GLE
Engine					
Designation	B21A	B23A	B21E	B23E	B28E
Configuration	In line 4	In line 4	In line 4	In line 4	V6
Displacement (cm ³)	2127	2316	2127	2316	2849
Max. Output kW/DINat r/s (hp/DIN r/min)	79/92 (107/5500)	82/83 (112/5000)	90/92 (123/5500)	100/92 (136/5500)	114/90 (155/5500)
Max. torque Nm/DINat r/s (kpm/DIN r/min)	170/42 (17.3/2500)	185/42 (18.9/2500)	162/58 (16.5/3500)	190/75 (19.4/4500)	230/50 (23.4/3000)
Compression ratio/Octane rating	9.3:1/98	10.3:1/98	9.3:1/93	10.0:1/97-98	9.5:1/97-98
Electrical System					
Alternator rating/Battery capacity	55A/12V 60Ah	55A/12V 60Ah	55A/12V 60Ah	55A/12V 60Ah	70A/12V 70Ah
Ignition system	Breaker points	Breaker Points	Contactless transistorised	Contactless transistorised	Contactless transistorised
Steering Gear					
Rack and pinion, power ass. Ratio	17.3:1	17.3:1	17.3:1	17.3:1	17.3:1
Turning circle	9.8m (32ft 2ins)	9.8m (32ft 2ins)	9.8m (32ft 2ins)	9.8m (32ft 2ins)	9.8m (32ft 2ins)
Wheels and Tyres					
Tyres	185 SR	185 SR	185 SR	185 HR	185 HR
Rims	5.5J-14"	5.5J-14"	5.5J-14" Alloy	5.5J-14" Alloy	5.5J-14" Alloy
Brakes					
Front/Rear	Disc/disc	Disc/disc	Disc/disc	Disc/disc	Disc/disc
Cooling System					
Frost-proofed and sealed. Volume (l/pts)	9.5/16.6	9.5/16.6	9.5/16.6	9.5/16.6	10.9/19.2
Fuel Tank					
Volume (l/gals)	60/13.2	60/13.2	60/13.2	60/13.2	60/13.2
Transmission					
Manual gearbox	4 speed	4 speed with overdrive	4 speed with overdrive	4 speed with overdrive	4 speed with overdrive
Automatic	3 stage torque convertor	3 stage torque convertor	3 stage torque convertor	3 stage torque convertor	3 stage torque convertor
Suspension					
Front	Spring strut	Spring strut	Spring strut	Spring strut	Spring strut
Rear	Live	Live	Live	Live	Live
Weights/Capacity					
Gross weight (kg/lbs)	1950/4295	1950/4295	1950/4295	1950/4295	1950/4295
Permissible Trailer Weight (kg/lbs)	1500/3307	1500/3307	1500/3307	1500/3307	1500/3307
Cargo area capacity (cu ft)					
-rear seat up	42.1	42.1	42.1	42.1	42.1
-rear seat down	75.3	75.3	75.3	75.3	75.3

N.B. 'A' engines are fitted with a carburettor, 'E' engines are fuel injected.

Warranty

12 month warranty without mileage limitations.

The factory reserves the right to make changes at any time, without notice, to prices, colours, material, equipment or specifications and also to discontinue models.



Standard equipment	245 DL	245 GL	245 GLE	245 GLT	265 GLE
Power steering	●	●	●	●	●
Central locking	●	●	●	●	●
Overdrive (manual gearbox)	○	●	●	●	●
Halogen headlights	●	●	●	●	●
Rear foglights	●	●	●	●	●
Reversing lights	●	●	●	●	●
Engine bay, boot and glovebox lights	●	●	●	●	●
Courtesy light on rear doors	●	●	●	●	●
Day running lights	●	●	●	●	●
Hazard warning lights	●	●	●	●	●
Headlight wipers/washers	●	●	●	●	●
2 speed wipers/electric washers	●	●	●	●	●
Intermittent windscreen wipers	●	●	●	●	●
Rear window wiper/washer	●	●	●	●	●
Intermittent rear wiper/washer	—	—	●	●	●
Laminated windscreen	●	●	●	●	●
Heated rear screen	●	●	●	●	●
Heated driving seat	●	●	●	●	●
Reclining front seats with adjustable lumbar support	●	●	●	●	●
Driving seat height adjustment	●	●	●	●	●
Rear seat centre armrest	—	—	●	●	●
Leather upholstery	—	—	●	●	●
Plush upholstery	—	—	●	●	●
Mixed cloth upholstery	●	—	—	—	—
Trico cloth upholstery	—	●	—	—	—
Fitted carpets	●	●	●	●	●
Front seat head restraints	●	●	●	●	●
3pt inertia reel seat belts, front and rear	●	●	●	●	●
Seat belt reminders	●	●	●	●	●
Day/night interior rear view mirror	●	●	●	●	●
Internally adjustable door mirrors	●	●	●	—	—
Electrically controlled door mirrors	—	—	—	●	●
Radial ply steel belted tyres	●	●	●	●	●
Child safety locks on rear doors	●	●	●	●	●
Quartz clock	●	●	●	●	●
Tachometer	●	●	●	●	●
Brake failure, bulb failure warning	●	●	●	●	●
Ignition/lights buzzer warning	●	●	●	●	●
Cigar lighter	●	●	●	●	●
Door pockets and dashboard oddments storage	●	●	●	●	●
Map pockets behind front seats	—	—	●	●	●
Metallic paint	—	●	●	●	●
Tinted windows	—	●	●	●	●
Front spoiler	●	●	●	●	●
Electric windows	—	—	front	front	●
Air conditioning	○	○	○	○	● ^{1.}
Fuel injection	—	—	●	●	●
Alloy wheels	—	—	●	●	●

● Standard ○ Optional

1. 265 GLE is available with or without air conditioning

VOLVO