

VOLVO
245





A Volvo for those big daily occasions.

It's all well and good squeezing five big people and a dog into a car, but what happens to all their luggage? The Volvo 245 solves not only this familiar problem, it provides much more. There is 42 cu.ft. of cargo space, with a full complement of passengers, or alternatively with the rear seat folded away an immense capacity of 70 cu.ft. Transport, not only for people, but also for objects. Objects of pleasure, objects of business, or objects for the home. The Volvo 245 estate car is a thoroughbred workhorse designed to meet a wide variety of family and business needs.




Despite its enormous load capacity, the Volvo 245 is extremely agile. Rack and pinion steering makes its 32'2" turning circle the envy of many smaller saloon cars, apart from contributing to its fine handling and road-holding.

Volvo cars are renowned for comfort, and the 245 is no exception. The seats were designed in collaboration with orthopaedic specialists to be not only elegant and versatile, but anatomically correct in design. A 12 point heating and ventilation system ensures a comfortable temperature at all times. The impressive array of instruments, switches and warning lights is easily visible, and the ideal layout gives finger-tip control.

This attention to detail is further reflected in the quality of the bodywork which is thoroughly rust-proofed.

On the open road, you will be impressed by its road holding, handling and ride. The exactness and response of the steering combined with that wonderful feeling of stability will also come as something new to you. You may be forced to brake heavily or take avoiding action, if so the Volvo 245 is totally prepared.






Look what the Volvo 245 can do for you.

Even taking the family for a Sunday afternoon drive can involve a lot of extra "necessities". This is further magnified when on holiday. The Volvo 245 is a genuine estate car, designed to solve all kinds of problems. But it's no good having the capacity if there are little things which prevent you using it to the full. Which is why the tailgate opening is 45.7" wide and 30.7" high, with the hinges on the top outside, where they do not hinder the loading of large items. The spare wheel is housed vertically behind a casing on the left side. Opposite there is underfloor space for tools and oddments. There is also a 2.3 cu.ft. cavity under the floor for concealing valuables when the car is parked. The fully carpeted cargo area matches the seat upholstery, and prevents unsightly scratch marks on the floor. When the rear passenger seat is folded forward, which is done by simply moving a couple of latches, the cargo area capacity is increased from 42 to 70 cu.ft. What is more, it has a flat floor length of 6'2" - that's long enough to take a six foot sofa with ease. The square shape of the Volvo 245 enables you to use these dimensions to the full, you don't lose precious inches with a sloping back or roof line.

Whilst driving, rear visibility is of great importance. The Volvo 245 is fitted with an electrically heated tailgate window, which is kept clean by a wiper/wash unit.



The Volvo 245 is designed with you in mind.

Sitting comfortably in the driver's seat of the Volvo 245 you will appreciate the sensible layout of instruments and warning lights. All the information you require is clearly displayed and all switches are within easy reach. The steering wheel has a padded centre and the steering column is fully collapsible. The front seats are reclinable and have a wide range of other adjustments. They can be moved fore and aft or raised vertically to achieve your desired driving position. The backrest incorporates an integral head-restraint and a variable lumbar support to provide extra comfort to your back.




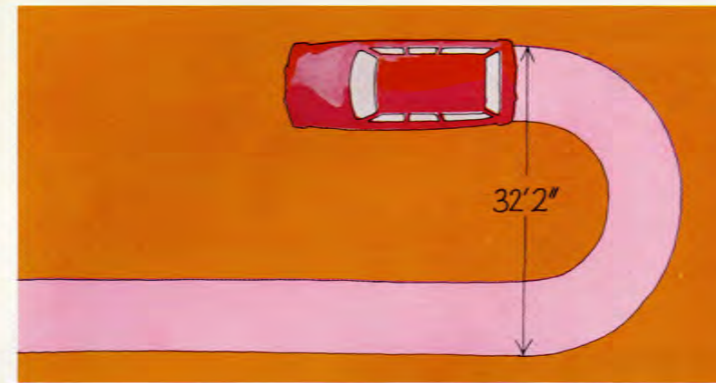
Inertia reel seat belts are supplied front and rear and a lap belt is provided for the middle passenger in the back seat.

The Volvo 245 has impact absorbing bumpers front and rear, designed to withstand minor knocks up to 5 kph. The front and rear ends have energy absorbing zones to protect the passenger cage and the four side doors incorporate anti-intrusion members for added protection. The dual circuit triangle-split braking system is one of the safest available. Should one circuit fail you are left with virtually 80% of full braking power without the need for any noticeable increase in pressure on the brake pedal. The brake lines are made of rust-resistant alloy to provide greater reliability and longer usage. The built-in anti-rust body protection used by Volvo contributes to longevity. In

fact, the non-partisan Swedish Motor Vehicle Inspection Company has computed the probable life expectancy of a Volvo at 16.6 years, almost two years longer than the next nearest make.

The 2.1 litre four cylinder engine has an overhead camshaft, and a cross-flow cylinder head made of aluminium alloy. This engine has excellent low speed pulling ability which means fewer gear changes and smoother driving overall. The Volvo 245 DL is fitted with the carburettor engine version which produces 100 hp DIN. It is available with automatic or four-speed manual transmission. The Volvo 245 DLE comes with a Continuous Injection fuel supply engine which gives 123 hp DIN. It also has a fully transistorised ignition system. The DLE is supplied with either automatic transmission or a manual gearbox with overdrive. Both engines run smoothly on economy grade petrol.

You will be impressed not only by the smoothness of the engine, but also by the excellent handling characteristics of the Volvo 245. The rack and pinion steering is light and positive. The spring strut front suspension and live rear axle provide excellent road holding. These combined features make the Volvo 245 a pleasure at all times in all conditions, with or without a full load.



The factory reserves the right to make changes at any time, without notice, to prices, colours, materials, equipment, specifications and models and also to discontinue models.

Technical Information.

	245 DL	245 DLE
Engine	Four-cylinder, in-line, water-cooled with aluminium alloy cylinder head and overhead camshaft.	
Designation	B 21 A	B 21 E
Displacement, cm ³	2127	2127
Max. output hp at r/m DIN	100/5250	123/5500
kW at r/s DIN	74/88	90/92
Max. torque kpm at r/m DIN	17.3/3000	17.3/3500
Nm at r/s DIN	170/50	170/58
Compression ratio	8.5:1	9.3:1
Carburation	Single, cross draught carburetor	CI fuel injection

Cooling system

Sealed and frost-protected.
Capacity 8.3 Imp. quarts (9.5 litres)

Electrical system

Battery 12 V/60 Ah
Alternator rating 55 A

Transmission

Fully synchronised, four-speed manual gearbox.
Volvo 245 DLE has manual with overdrive acting on fourth speed. An automatic is optional on Volvo 245 DL and DLE models.

Steering gear

Rack and pinion. Safety steering wheel and safety column of telescopic type.

Suspension

Front: spring strut type with stabiliser.
Rear: live, carried in rubber-mounted control arms and torque rods, transverse location by track rod. Coil springs and telescopic shock absorbers.

Wheels and tyres

Steel braced radial ply tyres, 185 SR 14 on 5.5J-14" rims.

Braking system

Dual circuit, triangle-split. Each circuit operates on both front wheels and one each of the rear wheels simultaneously. Brake pipes are made of rust-resistant copper/nickel alloy. Disc brakes all round. Power assisted. Handbrake operates on rear wheels through special drums.

Fuel tank

Capacity 13.2 Imp. galls. (60 litres). Safety location beside rear axle.

Instrumentation

Rheostat controlled instrument lighting. Six-figure mileometer with tripmeter. Fuel gauge and coolant temperature gauge. Warning lamps for: charging, oil pressure, choke, main beam, handbrake application and brake circuit failure. Bulb integrity sensor. Audible and visible warning for turn indicators. Glove compartment lighting. Combined steering and ignition lock. Centre console: switches for electrically heated tailgate window, tailgate wiper and

four-way hazard warning lights. "Fasten seat belts" reminder, heating and ventilation controls. Cigar lighter. Ashtray. Space for radio.

Other standard equipment

Combined stalk for turn indicators, main and dipped beam and headlight flasher. Combined stalk for two-speed, windscreen wipers, and electric windscreen washers. Halogen headlights. Automatic day running lights. Automatic reversing lights. Rearview door mirror, driver's side. Washer and wiper for tailgate window. Cargo area courtesy light. Inertia reel seat belts front and rear with lap belt for rear centre seat. Rear "fasten seat belts" reminder. Child-proof locks in both rear side doors and tailgate. Laminated, high-impact windscreen. Padded sun visors. Fixed head restraints on front seats. Towing points front and rear. Mud flaps.

The Volvo 245 DLE has metallic paint and tinted glazing.

Exterior dimensions (in./mm)

Overall length 193/4898
Overall width 67.2/1707
Track: Front 56.3/1430
 Rear 53.5/1360
Turning circle diameter between kerbs 32 ft. 2 in./9.8 m

Interior dimensions

Seat width:
Shoulder height, front seat 54.3/1380
Hip height, front seat 56.3/1430
Front seat max. depth 18.5/470
Front seat max. width 22.0/560

Cargo area dimensions

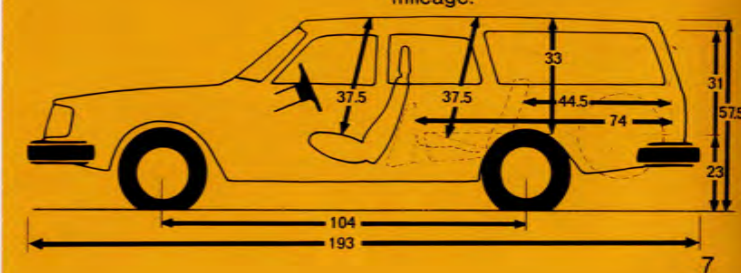
Volume, rear seat in use, approx. 42 cu.ft./1.2 m³
Volume, rear seat folded, approx. 70 cu.ft./1.9 m³
Volume, concealed cavity, approx. 2.3 cu.ft./65 dm³
Tailgate opening max. width 45.7 in./1160 mm

Weights, approx.

Kerb weight ... 2977 lb./1350 kg
Total weight ... 4299 lb./1950 kg

Warranty

Twelve-month warranty including parts and labour irrespective of mileage.



VOLVO

SPEEDS OF ALFRETOM LTD

59-88 KING STREET

ALFRETOM

DEBEN

RSP/PV 4045/2-77. Engelska/England. Printed in Great Britain

